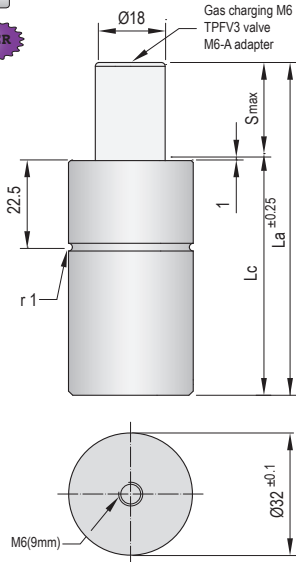


VDI SAFETY



- MICRO
- TITAN
- TPH
- TPS
- TPSP
- TPF
- TPK
- TPC
- TPR
- TPB
- TPHC
- TPA
- TPG
- TPCT**



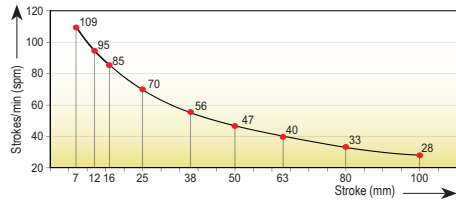
i Pressure medium **Nitrogen (N₂)**

Max. charging pressure	175 Bar
Min. charging pressure	25 Bar
Rod seal area	2,54 cm ²
Operating temperature	0°C - 80°C
Force increase by temperature	0,33 %/°C
Max. stem speed	1,2 m/s
Maintenance kit	Kit CT450



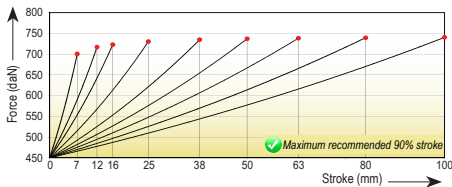
RE-18-32

Maximum strokes / minute (at 20°C)

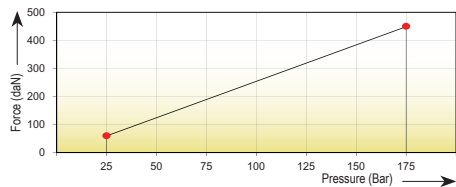


Code	Smax mm	La mm	Lc mm		Fa daN		F daN		Fc daN		P Bar		V l		Kg
TPCT 450x7	7	51	44	450 ±5% (20°C)		655	695	695		175 (20°C)		0,005	0,16		
TPCT 450x12	12	61	49			670	710	710	0,008		0,17				
TPCT 450x16	16	69	53			675	715	715	0,011		0,18				
TPCT 450x25	25	87	62			680	725	725	0,017		0,20				
TPCT 450x38	38	113	75			685	725	725	0,025		0,24				
TPCT 450x50	50	137	87			685	730	730	0,033		0,28				
TPCT 450x63	63	163	100			685	730	730	0,041		0,33				
TPCT 450x80	80	197	117			690	730	730	0,052		0,38				
TPCT 450x100	100	237	137			690	735	735	0,065		0,44				

Force/stroke ratio



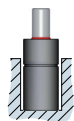
Initial force/charging pressure ratio



Assembly possibilities



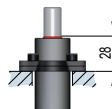
Follow guidelines
Page 287




DROP-IN



SCREWS



FS 32· FS 32/1· FSC 32



FI 32· FI 32/1